



Profit from the Eagle Advantage®

Specification Sheet

Short Form Specifications

Eagle Floor Trough with stainless steel grating, model _____. Unit constructed of 14/304 stainless steel all-welded construction. Drain pan has built-in pitch towards drain, accommodates up to a 4"-diameter pipe, and comes standard with a stainless steel removable perforated basket. Type 304 stainless steel subway style grating shall be 3/8" x 1" vertically positioned bars spaced 1" apart for ease of drainage. Two 3/8" stainless steel rods, set 2 1/4" in from each edge, are welded to the bars to eliminate swaying.

Eagle Floor Trough with fiberglass grating, model _____. Unit constructed of 14/304 stainless steel all-welded construction. Drain pan has built-in pitch towards drain, accommodates up to a 4"-diameter pipe, and comes standard with a stainless steel removable perforated basket. Fiberglass grating to be 1" high yellow polyester material with a non-slip grit top surface. Tapered "I" beam construction for ease of cleaning and drainage. Gray color grating available.



model #FT-1248-FG
floor trough with fiberglass grating



#FD-SG floor drain with
stainless steel grating

Options / Accessories

- Gray color fiberglass grating
- ADA-compliant wide "T" Bar fiberglass grating, gray color (for Floor Troughs)

EAGLE GROUP
100 Industrial Boulevard, Clayton, DE 19938-8903 USA
Phone: 302-653-3000 • Fax: 302-653-2065
www.eaglegrp.com

Foodservice Division: Phone 800-441-8440
MHC/Retail Display Divisions: Phone 800-637-5100

For custom configuration or fabrication needs, contact our **SpecFAB® Division**.
Phone: 302-653-3000 • Fax: 302-653-2065 • e-mail: quotes@eaglegrp.com

Spec sheets available for viewing, printing or downloading from our online literature library at www.eaglegrp.com

Eagle Foodservice Equipment, Eagle MHC, SpecFAB®, and Retail Display are divisions of Eagle Group. ©2019 by the Eagle Group

Item No.:	_____
Project No.:	_____
S.I.S. No.:	_____

Floor Troughs and Floor Drains

MODELS:

- | | | | |
|---|--|--|--|
| <input type="checkbox"/> FD-FG | <input type="checkbox"/> FT-1296-* | <input type="checkbox"/> FT-15120-* | <input type="checkbox"/> FT-2424-* |
| <input type="checkbox"/> FD-SG | <input type="checkbox"/> FT-12120-* | <input type="checkbox"/> FT-1824-* | <input type="checkbox"/> FT-2430-* |
| <input type="checkbox"/> FT-1218-* | <input type="checkbox"/> FT-1524-* | <input type="checkbox"/> FT-1830-* | <input type="checkbox"/> FT-2436-* |
| <input type="checkbox"/> FT-1224-* | <input type="checkbox"/> FT-1530-* | <input type="checkbox"/> FT-1836-* | <input type="checkbox"/> FT-2448-* |
| <input type="checkbox"/> FT-1230-* | <input type="checkbox"/> FT-1536-* | <input type="checkbox"/> FT-1848-* | <input type="checkbox"/> FT-2460-* |
| <input type="checkbox"/> FT-1236-* | <input type="checkbox"/> FT-1548-* | <input type="checkbox"/> FT-1860-* | <input type="checkbox"/> FT-2472-* |
| <input type="checkbox"/> FT-1248-* | <input type="checkbox"/> FT-1560-* | <input type="checkbox"/> FT-1872-* | <input type="checkbox"/> FT-2484-* |
| <input type="checkbox"/> FT-1260-* | <input type="checkbox"/> FT-1572-* | <input type="checkbox"/> FT-1884-* | <input type="checkbox"/> FT-2496-* |
| <input type="checkbox"/> FT-1272-* | <input type="checkbox"/> FT-1584-* | <input type="checkbox"/> FT-1896-* | <input type="checkbox"/> FT-24120-* |
| <input type="checkbox"/> FT-1284-* | <input type="checkbox"/> FT-1596-* | <input type="checkbox"/> FT-18120-* | |

* See chart on back for complete model numbers.

Floor Troughs

- 14 gauge type 304 stainless steel all-welded construction.
- Built-in pitch towards drain insures complete drainage.
- Stainless steel drain accommodates up to a 4" (102mm) diameter pipe, and features a removable perforated stainless steel basket.
- Comes with subway-style stainless steel grating or yellow fiberglass grating.
- Floor Troughs with Gray Fiberglass Grating available (in place of yellow). To order, add suffix "G" to model number of trough with yellow fiberglass grating. Example: FT-1224-FGG
- Optional ADA-compliant Wide T-Bar Fiberglass Grating* available. Gray color. To order, add suffix "-ADA" to model number of trough with fiberglass grating. Example: FT-1224-FG-ADA
- Custom sizes available.

Floor Drains

- 14 gauge type 304 stainless steel construction.
- Highly polished covered corners.
- Perforated drain can be inverted to double as a bee hive strainer.
- Drain accommodates up to a 4" (102mm)-diameter waste pipe.
- Comes with subway-style stainless steel grating or yellow fiberglass grating.

* Available for Floor Troughs with Fiberglass Grating only.

Certifications / Approvals

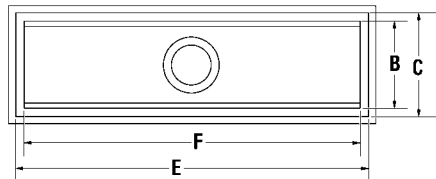
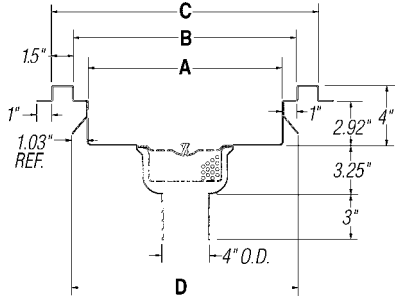




Profit from the Eagle Advantage®

Item No.: _____
 Project No.: _____
 S.I.S. No.: _____

Floor Troughs



(see chart below for dimensions A through F)

GRATING USED IN VARIOUS FLOOR TROUGHS

Floor Trough (dimension E)	Floor Trough (dimension F)	Grating Used - Quantity and Length
18" (457mm)	15" (381mm)	one 15" (381mm)
24" (610mm)	21" (533mm)	one 12" (305mm) and one 9" (229mm)
30" (762mm)	27" (686mm)	three 9" (229mm)
36" (914mm)	33" (838mm)	two 12" (305mm) and one 9" (229mm)
48" (1219mm)	45" (1143mm)	three 12" (305mm) and one 9" (229mm)
60" (1524mm)	57" (1448mm)	four 12" (305mm) and one 9" (229mm)
72" (1829mm)	69" (1753mm)	five 12" (305mm) and one 9" (229mm)
84" (2134mm)	81" (2057mm)	six 12" (305mm) and one 9" (229mm)
96" (2438mm)	93" (2362mm)	seven 12" (305mm) and one 9" (229mm)
120" (3048mm)	117" (2972mm)	nine 12" (305mm) and one 9" (229mm)

12" (305mm)-WIDE TROUGHS
 dimension A: 7" (178mm)
 dimension B: 9" (229mm)
 dimension C: 12" (305mm)
 dimension D: 9.25" (232mm)

15" (381mm)-WIDE TROUGHS
 dimension A: 10" (254mm)
 dimension B: 12" (305mm)
 dimension C: 15" (381mm)
 dimension D: 12.25" (311mm)

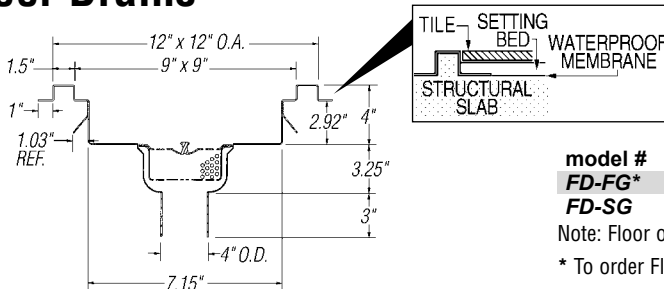
18" (457mm)-WIDE TROUGHS
 dimension A: 13" (330mm)
 dimension B: 15" (381mm)
 dimension C: 18" (457mm)
 dimension D: 15.25" (387mm)

24" (610mm)-WIDE TROUGHS
 dimension A: 19" (483mm)
 dimension B: 21" (533mm)
 dimension C: 24" (610mm)
 dimension D: 21.25" (540mm)

WITH YELLOW * FIBERGLASS GRATING model #		WITH STAINLESS STEEL GRATING model #		WITH YELLOW * FIBERGLASS GRATING model #		WITH STAINLESS STEEL GRATING model #		dimension E		dimension F	
								in.	mm	in.	mm
FT-1218-FG	FT-1218-SG	n/a	n/a	n/a	n/a	n/a	n/a	18"	457	15"	381
FT-1224-FG	FT-1224-SG	FT-1524-FG	FT-1524-SG	FT-1824-FG	FT-1824-SG	FT-2424-FG	FT-2424-SG	24"	610	21"	533
FT-1230-FG	FT-1230-SG	FT-1530-FG	FT-1530-SG	FT-1830-FG	FT-1830-SG	FT-2430-FG	FT-2430-SG	30"	762	27"	686
FT-1236-FG	FT-1236-SG	FT-1536-FG	FT-1536-SG	FT-1836-FG	FT-1836-SG	FT-2436-FG	FT-2436-SG	36"	914	33"	838
FT-1248-FG	FT-1248-SG	FT-1548-FG	FT-1548-SG	FT-1848-FG	FT-1848-SG	FT-2448-FG	FT-2448-SG	48"	1219	45"	1143
FT-1260-FG	FT-1260-SG	FT-1560-FG	FT-1560-SG	FT-1860-FG	FT-1860-SG	FT-2460-FG	FT-2460-SG	60"	1524	57"	1448
FT-1272-FG	FT-1272-SG	FT-1572-FG	FT-1572-SG	FT-1872-FG	FT-1872-SG	FT-2472-FG	FT-2472-SG	72"	1829	69"	1753
FT-1284-FG	FT-1284-SG	FT-1584-FG	FT-1584-SG	FT-1884-FG	FT-1884-SG	FT-2484-FG	FT-2484-SG	84"	2134	81"	2057
FT-1296-FG	FT-1296-SG	FT-1596-FG	FT-1596-SG	FT-1896-FG	FT-1896-SG	FT-2496-FG	FT-2496-SG	96"	2438	93"	2362
FT-12120-FG	FT-12120-SG	FT-15120-FG	FT-15120-SG	FT-18120-FG	FT-18120-SG	FT-24120-FG	FT-24120-SG	120"	3048	117"	2972

* To order Floor Trough with Gray Fiberglass Grating, add suffix "G". Example: FT1224-FGG
 To order Floor Trough with Gray ADA-compliant wide "T" Bar Fiberglass Grating, add suffix "-ADA". Example: FT1224-FG-ADA. Available for Floor Troughs with Fiberglass Grating only—NOT for troughs with stainless steel grating.

Floor Drains



model #	description	width		length	
		in.	mm	in.	mm
FD-FG*	with yellow fiberglass grating	12"	305	12"	305
FD-SG	with stainless steel grating	12"	305	12"	305

Note: Floor opening = 11½" x 11½" (292 x 292)

* To order Floor Drain with Gray Fiberglass Grating, add suffix "G". Example: FD-FGG

EAGLE GROUP
 100 Industrial Boulevard, Clayton, DE 19938-8903 USA
 Phone: 302-653-3000 • Fax: 302-653-2065
 www.eaglegrp.com

Foodservice Division: Phone 800-441-8440
 MHC/Retail Display Divisions: Phone 800-637-5100

Printed in U.S.A.
 ©2019 by Eagle Group

Rev. 03/19

Spec sheets available for viewing, printing or downloading from our online literature library at www.eaglegrp.com

Although every attempt has been made to ensure the accuracy of the information provided, we cannot be held responsible for typographical or printing errors. Information and specifications are subject to change without notice. Please confirm at time of order.